

Specifications and types

Suction fittings	1"1/2 f BSPP or DN 40 on request
Delivery fittings	1" m BSPP or DN 25 on request
Max. flow rate	9 m3/h
Max. head	10.5 m
Viscosity up to	500 cps
Standard open impeller	Ø 97 mm H 12 mm *
Solids passing	Ø max 10 mm

* Special versions are available on request for the fluid pumped



PLASTIC MATERIAL
PP



PLASTIC MATERIAL
PVDF

STANDARD ELECTRIC MOTOR:

Kw	0.55
HP	0.75
Constructive form	B5
RPM	2900
Three-phase 230/400 V	-
50/60 Hz	-
2 poles	-
Efficiency class	IE2
Protection	IP55
Ambient temperature	-30°C + 45°C
Aluminium/Cast iron	-
Single-phase (up to 3 kw)	on request
ATEX	on request

STD COLUMN LENGTH	PP WEIGHT*	PVDF WEIGHT*
250 mm	6.5 Kg	7 Kg
500 mm	7.5 Kg	8 Kg
800 mm	10.5 Kg	11 Kg

* The weights refer to the pump without the motor

NB: Special executions only on request with column length from min. 250 mm to max. 1000 mm

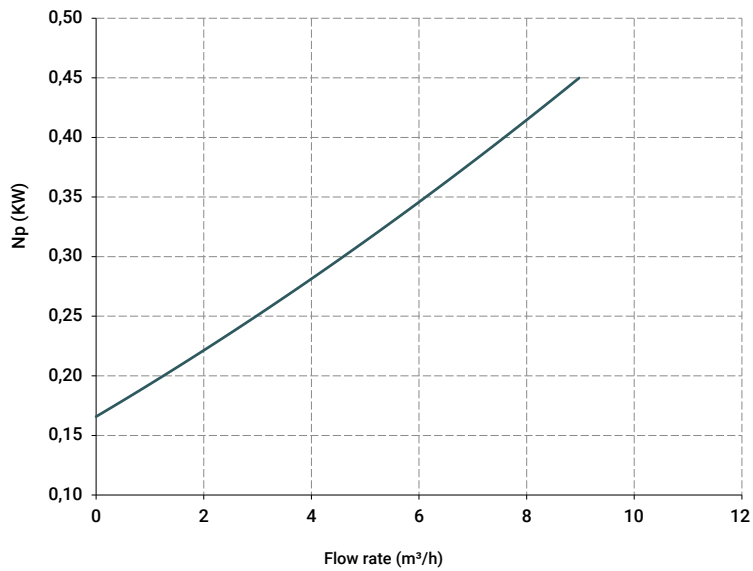
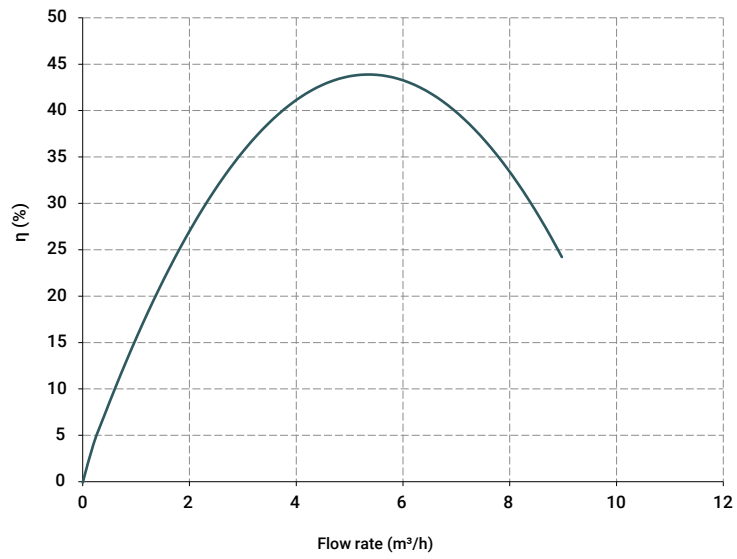
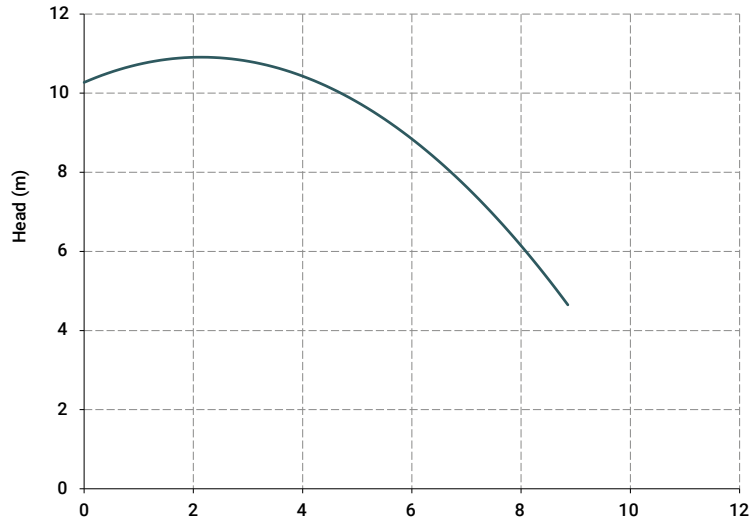
OPERATING TEMPERATURES**:

PP (with glass additive)	0°C to + 70°C
PVDF (with carbon additive)	-10°C to + 100°C

**Measurements should be taken with agitated water; temperatures may vary depending on the conditions of the system and/or the processed liquid

LENGTH	Tmax (PP)	Tmax (PVDF)
500 mm	70	100
800 mm	65	95
1000 mm	60	90
1250 mm	55	85

Specifications and types



The curves and performances refer to tested pumps, with water at 20 °C, two-pole motor 50 Hz (2900rpm).

Specifications and types

Length measurements in mm

MODEL	POWER	Ø PASSING SOLIDS	SOVEM ENGINE: A-B	A*	B	C	D	E	F	G	H	I	M	N	O	P	MOTOR WEIGHT [kg]*
IM90	0,55 Kw - 0,75 HP	10	225	389	164	20	100	340	130	119	91	260	290	119	210	140	6,9

* Measurements may vary depending on the motor supplier.

L [mm]

250

500

800

45 mm - Max Fluid Level

L1 [mm]

100

350

650

Pump

IM 80

IM 90

IM 95

IM 110

IM 120

IM 130

IM 140

IM 150

IM 155

IM 160

IM 180

IM 200

Motor Power

0.37 Kw - 0.5 HP

0.55 Kw - 0.75 HP

0.75 Kw - 1 HP

1.1 Kw - 1.5 HP

1.5 Kw - 2 HP

2.2 Kw - 3 HP

3 Kw - 4 HP

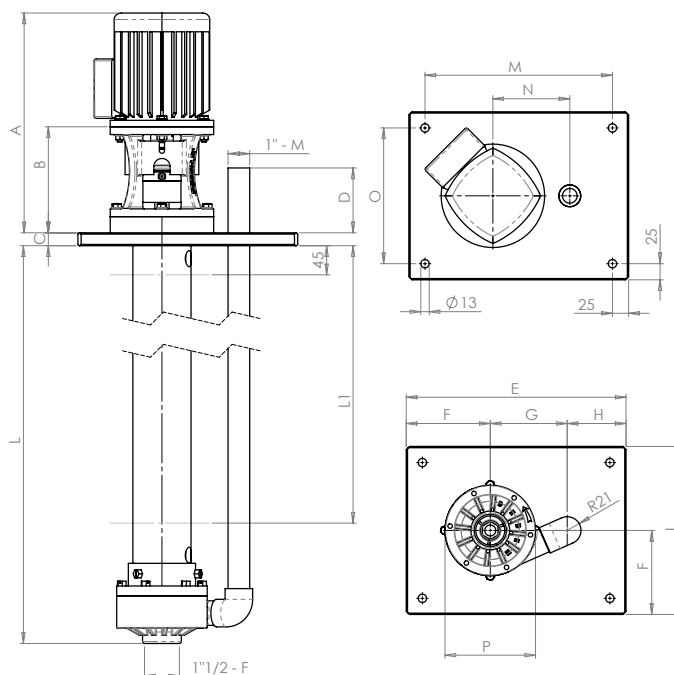
4 Kw - 5.5 HP

5.5 Kw - 7.5 HP

7.5 Kw - 10 HP

11 Kw - 15 HP

18.5 Kw - 25 HP



Seal o-ring materials

- EPDM
- VITON®

Packaging

- wooden cage - dimensions and weights vary depending on the length of the pump

Accessories

- FLANGE KIT (DIN standard - ANSI on request)
- PP pump protection filter* (*Filter sold separately)
- PVDF pump protection filter* (*Filter sold separately)
- Customisable fixing plate only at the design stage



TANK USE