



PRESSURE

TFT Technology

P2P Technology

SPT Family: Standard Pressure Transmitters

For medium and high pressure application:
PMP-S111, PMP-S122

Datasheet

- HIGH MEDIA RESISTANCE, NO INTERNAL SEALS, WITHOUT WELD SEAM
- SIGNAL CONDITIONING WITH ASIC
- HIGH INTEGRATION DENSITY
- VACUUM-TIGHT AND ELASTOMER-FREE
- FLEXIBLE FOR CUSTOMISED REQUIREMENT

MAIN FEATURE

- **Pressure ranges***: 3-2000 bar (43.5 - 29000 psi)
- **Mechanical connections***: 1/2"-14 NPT; 1/4"-18 NPT; G1/4"B Mano EN 837; G1/2"B Mano EN 837; G1/4"A Form E; 7/16 - 20UNF
- **Electrical connections***: EN 175301-803-A; M12x1 (S763); Cable output
- **Wetted parts****: stainless steel 1.4404 (316L)/17-4
- **Response time****: 1 ms
- **Accuracy (25°C)**: ≤ 0.5 % FS after limit-point calibration
- **Optionally with**: EX protection (ATEX, IECEx, CSA)



Examples of products

* others on request. Different special custom-made solutions
** depend of SPT product-version

DESCRIPTION

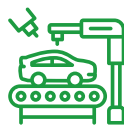
Series of rugged pressure transmitters from SPT-Family for many applications like energy, gas, chemical technologies, HVAC, fuel cell, etc. Oil-filled or stainless steel thin film measuring cell for relative and absolute pressures.

The pressure cells from 3 bar to 2000 bar are available for different fields of use. Signal processing of the measurement bridge is affected by ASIC (Application-specific integrated circuit).

APPLICATIONS



ENERGY TECHNOLOGY



AUTOMOTIVE INDUSTRY



FUEL CELLS



GAS TECHNOLOGY



HVAC (Heating, Ventilation, Air conditioning)



CHEMICAL INDUSTRY

TECHNICAL SPECIFICATIONS

INPUT PARAMETERS

Pressure ranges (bar) *														
Nominal pressure	4	6	10	16	25	40	60	100	160	250	400	600	1000	2000
Over pressure	8	12	20	32	50	80	120	200	320	500	800	1200	1400	2200
Burst pressure	12	18	30	48	75	120	180	500	750	1000	1400	1800	2000	2500
Pressure ranges (psi) *														
Nominal pressure	58	87	145	232	362.5	580	870	1450	2320	3625	5800	8700	14500	29000
Over pressure	116	174	290	464	725	1160	1740	2900	4640	7250	11600	17400	20300	31900
Burst pressure	174	261	435	696	1087	1740	2610	7250	10875	14500	20300	26100	29000	36250
Pressure type **	gauge, sealed reference													
Mechanical connections *	9/16-18UNF 6M; 1/2"-14 NPT; 1/4"-18 NPT; G1/4"B Mano EN 837; G1/2"B Mano EN 837; G1/4"A Form E; 7/16 - 20UNF													
Tightening torque	typ. 25 Nm; max. 50 Nm													
Wetted parts	stainless steel 316L / 17-4 PH													
Body material	stainless steel													

OUTPUT SIZES

Electrical connections *	M12x1 (S763); EN 175301-803-A; Cable output; Packard Metri-Pack; EN 175301-803-C		
Output signal **	4..20 mA	1...5 V	ratiometric 0.5...4.5 V
Supply voltage	10...32 V	7...32 V	ratiometric 5 V DC±10 %
Load resistance	< (Vsupply - 10)V/0.02 A	≥ 2 kOhm	≥ 2 kOhm
Response time	typ. 1 ms max. 2 ms		

PERFORMANCE CHARACTERISTICS

Accuracy (25°C)***	≤ ±0.5 % FS after limit-point calibration
Overall accuracy (- 5°C... 85°C)	≤ ±0.1 % FS / 10 K after limit-point calibration
Long-term stability	≤ 0.1 % FS per year in referential conditions
Ambient temperature	- 40...+ 105°C [-40 ... +221 °F]
Medium temperature	- 40...+ 125°C [-40 ... +257 °F]
Storage temperature	- 40...+ 125°C [-40 ... +257 °F]
Shock resistance	1000 g to IEC 60068-2-32
Vibration resistance	20 g to IEC 60068-2-6
Protection class	depending on electrical connection, see drawing of electrical connectors

ELECTRICAL PROTECTION

Reverse polarity	YES
Dielectric strength	HV 350 V DC
Short-circuit protection	KS Out+ / UB- (for 1s)

CE-CONFORMITY

EMV guideline	2014 / 30 / EU acc. to DIN EN 61326-1, DIN EN 61326-2-3
RoHS guideline	2011/65/EU

OTHER

Weight***	~ 100 g
Lifetime cycles	> 100 million

*others on request.

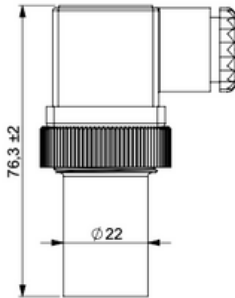
ELECTRICAL CONNECTION



EN 175301-803-A



IP65



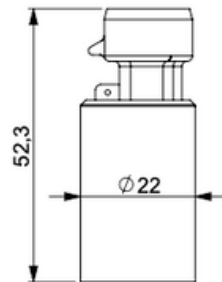
Output	Pin1	Pin2	Pin3	Pin4**
Voltage	+	-	V out	Case
4-20 mA 3 Wires	+	-	I out	Case
4-20 mA 2 Wires	+	-	nc	Case

Packard Metri-Pack



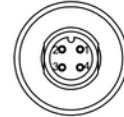
IP67

<50 bar IP65

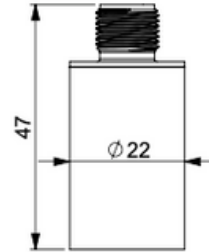


Output	PinA	PinB	PinC
Voltage	-	+	V out
4-20 mA 3 Wires	-	+	I out
4-20 mA 2 Wires	-	+	nc

M12x1 (S763)

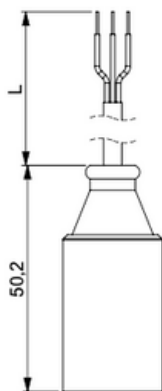


IP67



Output	Pin1	Pin2	Pin3	Pin4
Voltage	+	V out	-	nc
4-20 mA 3 Wires	+	I out	-	nc
4-20 mA 2 Wires	+	nc	-	nc

Cable output



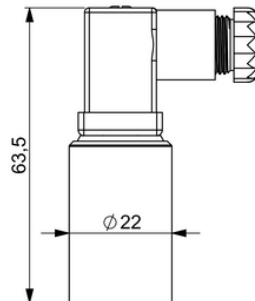
IP67

Output	white	brown	yellow
Voltage	+	-	V out
4-20 mA 3 Wires	+	-	I out
4-20 mA 2 Wires	+	-	nc

EN 175301-803-C



IP65

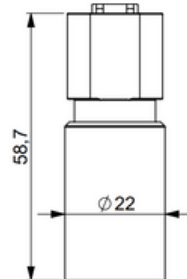


Output	Pin1	Pin2	Pin3	Pin4**
Voltage	+	-	V out	Case
4-20 mA 3 Wires	+	-	I out	Case
4-20 mA 2 Wires	+	-	nc	Case

Deutsch DT04-4P



IP67



Output	Pin1	Pin2	Pin3	Pin4
Voltage	+	-	nc	V out
4-20 mA 3 Wires	+	-	nc	I out
4-20 mA 2 Wires	+	-	nc	nc



Before installation and operation, ensure that the appropriate pressure sensor has been selected in terms of pressure range, design and specific measuring conditions. Non compliance can result in serious injury and/or damage to the equipment.

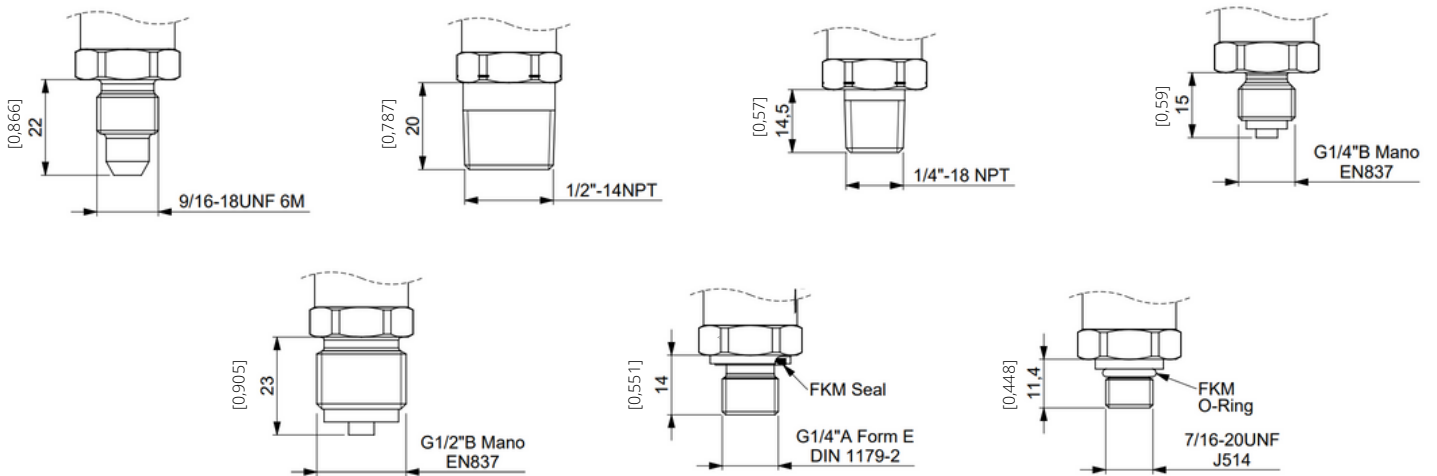
WARNING: Prignitz Mikrosystemtechnik reserve the right to modify their products without notice. It is imperative that we should be consulted over any particular use or application of our products and it is the responsibility of the buyer to establish, particularly through all the appropriate testes, that the product is suitable for the use or application. Under no circumstances will our warranty apply, nor shall we be held responsible for any application (such as any modification, addition, deletion, use in conjunction with other electrical or electronic components, circuits or assemblies, or any other unsuitable material or substance) which has not been expressly agreed by us prior to the sale of our products.

*Others on request

**optional

PROCESS CONNECTIONS

*



CUSTOMIZED SOLUTIONS

An indisputable advantage of the products from Prignitz Mikrosystemtechnik is that in addition to the specified parameters, a variety of specific customer requests can be implemented:

- EX versions are available for use in hazardous areas (ATEX, IECEx, CSA)
- other process and electrical connections available in a wide range of options
- analog output signals can be customized upon request.

Feel free to ask us. We are ready to implement individual solutions for you.

*others on request

TRANSPORT, PACKAGING AND STORAGE

Transport

Check the pressure transmitter for any damage that may have been caused during transportation. Obvious damage must be reported immediately.

Packaging and storage

Do not remove packaging until just before mounting.

Keep the packaging as it will provide optimum protection during transport (e.g. change in installation site, sending for repair).

Permissible conditions at the place of storage:

- Storage temperature: -40 ... +125 °C [-40 ... +257 °F]

DISMOUNTING, RETURN AND DISPOSAL

Dismounting

Physical injuries and damage to property and the environment caused by hazardous media Upon contact with hazardous media (e.g. oxygen, acetylene, flammable or toxic substances), harmful media (e.g. corrosive, toxic, carcinogenic, radioactive), and also with refrigeration plants and compressors, there is a danger of physical injuries and damage to property and the environment.

- Should a failure occur, aggressive media with extremely high temperature and under high pressure or vacuum may be present at the instrument.
- Wear the requisite protective equipment.

Dismounting the instrument

- Depressurise and de-energise the pressure transmitter.
- Disconnect the electrical connection.
- Unscrew the pressure transmitter with a spanner using the spanner flats.

Return

Strictly observe the following when shipping the instrument:

All instruments delivered to Prignitz Mikrosystemtechnik must be free from any kind of hazardous substances (acids, bases, solutions, etc.) and must therefore be cleaned before being returned.

APPROVALS CERTIFICATE*

CE Compliance: EMC directive 2014 / 30 / EU according in EN 61326-2-3

RoHS guideline: 2011/65/EU

Approved according to the European Directive EC79/2009

PRIGNITZ-Mikrosystemtechnik GmbH is certified acc. to ISO 9001. We offer a multitude of products compliant with ATEX, IECEx, CSA, and other worldwide relevant qualifications.



* depend of SPT product-version

Edition version: D/S111/S122/ /Rev.4/July.2025/ENG

HOW TO ORDER *

PMP-S1XX-XXX- (XX..XX)-XX-XX-XXS-XX-XXX

FAMILIES

S = SPT family

TECHNOLOGY & MATERIAL

11 = TFT Technology with stainless steel 17-4 PH
22 = P2P Technology with stainless steel 316L

ELECTRICAL OUTPUT

I2 = 4-20mA 2L
I3 = 4-20mA 3L
I30 = 0-20mA 3L
UR = ratiometric
0U5 = 0-5V
1U5 = 1-5V
0U10 = 0-10V

PRESSURE RANGES

e.g.
(0...500)
(0...10)

UNIT

e.g.
01: bar
18: mbar
14: MPa
16: psi

TYPE OF PRESSURE

g = gauge
S = sealed reference

Customised Article number

ELECTRICAL CONNECTION

01 = Packard connector 3 pins
02 = EN 175 301-803-A
03 = EN 175 301-803-C
05 = Flange connector M12 / 4 pins (Binder S763)
08 = DEUTSCH DT04-2P (2 pins)
09 = DEUTSCH DT04-3P (3 pins)
10 = DEUTSCH DT04-4P (4 pins)
11 = AMP Super Seal
Cable available

SNUBBER

S = with snubber
N = without snubber

PROCESS CONNECTIONS

00 = Customised
01 = G1/4" Form E
02 = G1/4" Form A
03 = G1/2" Form E
04 = G1/2" Form A
05 = G1/2" B Mano
07 = 1/2" NPT
08 = 1/4" NPT
10 = 9/16" UNF
11 = 3/8" UNF
13 = M12 x1
17 = M18 x 1,5
18 = M20 x 1,5 Mano
19 = G1/4" B Mano
33 = 7/16-20 UNF 2A SAE J514


* customisation available on request

PRIGNITZ


MIKROSYSTEMTECHNIK



PRESSURE



LEVEL



TEMPERATURE



CALIBRATION &
SERVICE

© 2025 PRIGNITZ Mikrosystemtechnik GmbH
All rights reserved. / Alle Rechte vorbehalten.

CONTACTS:

Tel.: **+49 (0) 38 77 / 5 67 46-0**

Fax: **+49 (0) 38 77 / 5 67 46-18**

Margarethenstraße 61

19322 Wittenberge / Elbe

Germany

info@prignitz-mst.de