



WELDING - 20 bar

PAINTED STEEL




In accordance with directive Atex 94/9 II 3 GD c (T5) 100 °C X

FIXED



Supplied with:

- double hose Standard EN559, hoses SBR/EPDM rubber
- brass fitting
- brass swivel joint
- "viton" seals



S. 430

Article

8430.700

8430.701

8430.702

Hose supplied

without hose

13m - 2x1/4" - 2x6 (973.913)

12m - 2x5/16" - 2x8 (974.912)

Connection

inlet

outlet

M3/8"G

M3/8"G

F3/8"G

F3/8"G

F3/8"G

F3/8"G

S. 530

8530.700

8530.701

8530.702

without hose

17m - 2x1/4" - 2x6 (973.917)

20m - 2x1/4" - 2x6 (973.920)

15m - 2x5/16" - 2x8 (974.915)

20m - 2x5/16" - 2x8 (974.920)

15m - 2x3/8" - 2x9 (975.915)

M3/8"G

M3/8"G

F3/8"G

F3/8"G

F3/8"G

F3/8"G

F3/8"G

F3/8"G

F3/8"G

F3/8"G

F3/8"G

F3/8"G

S. 540

8540.700

8540.701

8540.702

8540.704

8540.705

8540.707

8540.709

without hose

25m - 2x1/4" - 2x6 (973.925)

30m - 2x1/4" - 2x6 (973.930)

25m - 2x5/16" - 2x8 (974.925)

30m - 2x5/16" - 2x8 (974.930)

20m - 2x3/8" - 2x9 (975.920)

27m - 2x3/8" - 2x9 (975.927)

M3/8"G

M3/8"G

F3/8"G

F3/8"G

F3/8"G

F3/8"G

F3/8"G

F3/8"G

F3/8"G

F3/8"G

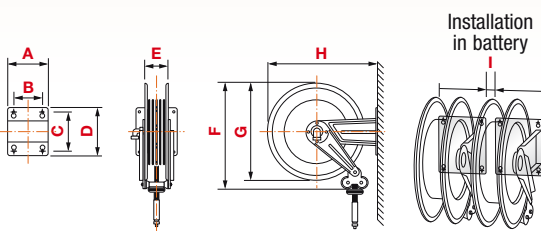
F3/8"G

F3/8"G

F3/8"G

F3/8"G

FIXED OVERALL DIMENSIONS

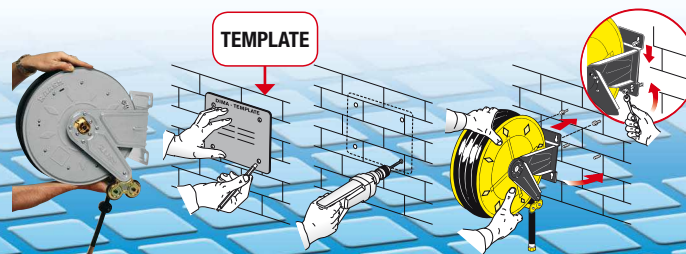


Art.	A	B	C	D	E	F	G	H	I	1-m ³	Kg *
S. 430	186	140	196	226	115	460	420	460	20	0,098	from 14 to 24
S. 530	203	153	220	258	115	550	510	560	20	0,120	from 19 to 42
S. 540	300	218	228	268	190	550	510	573	0	0,175	from 24 to 40

* The list shows min and max weight for each series: min weight refers to version without hose, max weight refers to heaviest version which depends on hose length and diameter.

FIXED HOSE REELS INSTALLATION

The quick coupling support is equipped with 4 slot holes that allow an easy and safe installation of the hose reel. The **template** supplied facilitates drilling of the holes and there fore hose reel fixing.



TEMPLATE